




# The Energy Factor: Natural Gas






30 GALLON CAPACITY MODELS	INSULATION	ESTIMATED YEARLY COST*	ENERGY FACTOR	FIRST HOUR RATING	LEED POINTS
M-I-30T6FBN	1	\$299	.61	58	/
U-1-30T6FRN	1	\$299	.61	56	/
M-I-30S6FBN	1	\$299	.61	56	/
U-1-30S6FRN	1	\$299	.61	54	/
M-I-30T6FBN	1	\$299	.61	68	/
M-4-30T6FBN	2	\$294	.62	58	1
U-4-30T6FRN	2	\$294	.62	55	1
M-I-MS30T6LN	1	\$299	.61	52	/
M-I-MH30T6FLN	1	\$299	.61	56	/
40 GALLON CAPACITY MODELS	INSULATION	ESTIMATED YEARLY COST*	ENERGY FACTOR	FIRST HOUR RATING	LEED POINTS
M-I-40T6FBN	1	\$309	.59	76	/
U-1-40T6FRN	1	\$309	.59	77	/
M-I-40S6FBN	1	\$309	.59	74	/
U-1-40S6FRN	1	\$309	.59	72	/
M-I-40T6FBN	1	\$309	.59	87	/
U-1-40T6FRN	1	\$309	.59	86	/
M-4-40T6FBN	2	\$294	.62	76	1
PE4-40T6FBN	2	\$294	.62	76	1
D-4-40S6FBN 	2	\$272	.67	72	1
U-4-40T6FRN	2	\$294	.62	77	1
M-4-40S6FBN	2	\$294	.62	74	1
PE4-40S6FBN	2	\$294	.62	74	1
U-4-40S6FRN	2	\$294	.62	72	1
M-1-XR40S6FBN	1	\$309	.59	74	/
U-1-XR40S6FRN	1	\$309	.59	72	/
DS1-40S6FBN	1	\$309	.59	73	/
M-I-MS40T6LN	1	\$309	.59	59	/
M-I-MH40T6FLN	1	\$304	.60	59	/
M-1-TW-40S6FBN**	1	\$290	.63	72	1
M-4-TW-40T6FBN 	2	\$272	.67	72	1
U-1-TW-40S6FRN	1	\$290	.63	72	1
U-4-TW-40T6FRN 	2	\$272	.67	72	1
PDX1-40S6FBN	1	\$294	.62	72	1

Continued on page next page.

\*\*478 Models have a 0.64 Energy Factor (ex: M-1-TW-40S6FBN-478).  
\*Calculated using the updated National Average Fuel Cost.



# The Energy Factor: Natural Gas

50 GALLON CAPACITY MODELS	INSULATION	ESTIMATED YEARLY COST*	ENERGY FACTOR	FIRST HOUR RATING	LEED POINTS
M-I-5036FBN	1	\$315	.58	89	/
U-1-5036FRN	1	\$315	.58	90	/
M-I-50L6FBN	1	\$315	.58	88	/
U-1-50L6FRN	1	\$315	.58	86	/
M-I-504S6FBN	1	\$315	.58	93	/
U-1-504S6FRN	1	\$315	.58	92	/
M-4-5036FBN	2	\$294	.62	89	1
PE4-5036FBN	2	\$294	.62	89	1
D-4-504S6FBN 	2	\$272	.67	86	1
U-4-5036FRN	2	\$294	.62	90	1
M-2-XR504T6FBN	2	\$309	.59	103	/
PE2-XR504T6FBN	2	\$309	.59	103	/
U-2-XR504T6FRN	2	\$309	.59	91	/
C-DW2-504T10FBN	2	\$309	.59	102	/
C-SW2-504T10FBN	2	\$309	.59	102	/
C-DW2-TW-50T10FBN	2	\$276	.66	108	1
C-SW2-TW-50T10FBN	2	\$276	.66	108	1
DS1-50S6FBN	1	\$315	.58	90	/
DH1-504T6FBN	1	\$315	.58	93	/
M-1-TW-50S6FBN**	1	\$290	.63	86	1
M-4-TW-50T6FBN 	2	\$272	.67	86	1
M-2-TW-50T6FBN	2	\$276	.66	108	1
U-1-TW-50S6FRN	1	\$290	.63	86	1
U-4-TW-50T6FRN 	2	\$272	.67	86	1
U-2-TW-50T6FRN	2	\$276	.66	101	1
PDX2-50T6FBN	2	\$294	.62	105	1
PDX1-50S6FBN	1	\$294	.62	88	1
60 GALLON CAPACITY MODELS	INSULATION	ESTIMATED YEARLY COST*	ENERGY FACTOR	FIRST HOUR RATING	LEED POINTS
M-I-60T6FBN	1	\$326	.56	101	/
U-I-60T6FRN	1	\$326	.56	96	/
M-4-60T6FBN	2	\$309	.59	101	/
U-4-60T6FRN	2	\$309	.59	96	/
M-1-TW-60T6FBN	1	\$294	.62	100	1
M-4-TW-60T6FBN 	2	\$272	.67	98	1
U-1-TW-60T6FRN	1	\$294	.62	100	1
U-4-TW-60T6FRN 	2	\$272	.67	98	1

Continued on page next page.

\*\*478 Models have a 0.64 Energy Factor (ex: M-1-TW-40S6FBN-478).  
\*Calculated using the updated National Average Fuel Cost.



# The Energy Factor: Natural Gas

65 GALLON CAPACITY MODELS	INSULATION	ESTIMATED YEARLY COST*	ENERGY FACTOR	FIRST HOUR RATING	LEED POINTS
M-2-XR65T6FBN	2	\$332	.55	127	/
U-2-XR65T6FRN	2	\$332	.55	116	/
DH1-65T6FBN	1	\$332	.55	113	/
M-2-TW-65T6FBN	2	\$276	.66	126	1
U-2-TW-65T6FRN	2	\$276	.66	116	1
PDX2-65T6FBN	2	\$304	.60	120	/
75 GALLON CAPACITY MODELS	INSULATION	ESTIMATED YEARLY COST*	ENERGY FACTOR	FIRST HOUR RATING	LEED POINTS
PDX2-75T6FBN	2	\$309	.59	140	/
DH1-75S6FBN	1	\$344	.53	125	/

\*\*478 Models have a 0.64 Energy Factor (ex: M-1-TW-40S6FBN-478).

\*Calculated using the updated National Average Fuel Cost.

**LEED** - Leadership in Energy and Environmental Design

**LEED** is a third-party, nationally accepted standard for green building design

- Information supplied by The Gas Appliance Manufacturers' Association and Bradford White.
- The Energy Factor Chart is subject to change without notice in accordance with our policy of continuous improvement.

Last Revised January 19, 2009

